

RESOLUTION NO. 2021-288

**A RESOLUTION OF THE CITY COUNCIL OF THE CITY OF ELK GROVE
APPROVING THE AMENDED SALARY RANGE FOR THE SENIOR CIVIL
ENGINEER CLASSIFICATION AND ADOPTING THE REVISED NON-
REPRESENTED EMPLOYEE SALARY AND STEP SCHEDULE**

WHEREAS, the City Council of the City of Elk Grove (City Council) recognizes the need for the position of Senior Civil Engineer to support the Engineering Division in the Public Works Department; and

WHEREAS, the City Council recognizes the need to amend position salary ranges from time to time in order to remain competitive in recruiting and retaining quality employees; and

WHEREAS, staff recommends that the salary range for the Senior Civil Engineer be changed from Grade 119 to the appropriate salary range of Grade 122.


NOW, THEREFORE, BE IT RESOLVED that the City Council of the City of Elk Grove hereby approves the amended salary range for the Senior Civil Engineer classification and adopts the revised Non-Represented Employee Salary and Step Schedule attached hereto as Exhibit A and incorporated herein by reference.

PASSED AND ADOPTED by the City Council of the City of Elk Grove this 13th day of October 2021




BOBBIE SINGH-ALLEN, MAYOR of the
CITY OF ELK GROVE

ATTEST:


JASON LINDGREN, CITY CLERK

APPROVED AS TO FORM:


JONATHAN P. HOBBS,
CITY ATTORNEY

CITY OF ELK GROVE - SALARY SCHEDULE
NON REPRESENTED EMPLOYEES

REVISED: 10/13/2021

EXHIBIT A

CLASSIFICATION	UNIT	GRADE		STEP 1	STEP 2	STEP 3	STEP 4	STEP 5	STEP 6	STEP 7
ACCOUNTANT	NON	86	hourly	33.75	35.44	37.22	39.08	41.03	43.09	45.24
			bi-weekly	2,700	2,835	2,977	3,126	3,283	3,447	3,619
			monthly	5,851	6,143	6,451	6,773	7,112	7,468	7,842
			annual	70,209	73,721	77,409	81,282	85,348	89,617	94,100
ACCOUNTING MANAGER	NON	131	hourly	52.87	55.52	58.29	61.21	64.27	67.49	70.86
			bi-weekly	4,230	4,441	4,664	4,897	5,142	5,399	5,669
			monthly	9,165	9,623	10,104	10,610	11,140	11,698	12,283
			annual	109,976	115,477	121,253	127,317	133,685	140,372	147,392
ACCOUNTING TECHNICIAN	NON	56	hourly	25.02	26.27	27.58	28.96	30.41	31.94	33.53
			bi-weekly	2,001	2,102	2,207	2,317	2,433	2,555	2,683
			monthly	4,336	4,553	4,781	5,021	5,272	5,535	5,812
			annual	52,038	54,642	57,376	60,246	63,261	66,426	69,749
ADMINISTRATIVE ANALYST I	NON	87	hourly	34.09	35.80	37.59	39.47	41.44	43.52	45.69
			bi-weekly	2,727	2,864	3,007	3,158	3,316	3,481	3,656
			monthly	5,909	6,205	6,515	6,841	7,184	7,543	7,920
			annual	70,913	74,460	78,185	82,097	86,203	90,516	95,043
ADMINISTRATIVE ANALYST II	NON	97	hourly	37.67	39.55	41.53	43.61	45.79	48.08	50.49
			bi-weekly	3,014	3,164	3,323	3,489	3,663	3,847	4,039
			monthly	6,529	6,856	7,199	7,559	7,937	8,334	8,751
			annual	78,353	82,272	86,388	90,709	95,247	100,011	105,014
ADMINISTRATIVE ASSISTANT	NON	48	hourly	23.10	24.25	25.47	26.74	28.08	29.48	30.96
			bi-weekly	1,848	1,940	2,037	2,139	2,246	2,359	2,477
			monthly	4,003	4,204	4,414	4,635	4,867	5,110	5,366
			annual	48,041	50,445	52,969	55,619	58,402	61,324	64,393
ANIMAL CARE ASSISTANT	NON	20	hourly	17.46	18.33	19.25	20.21	21.22	22.29	23.40
			bi-weekly	1,397	1,466	1,540	1,617	1,698	1,783	1,872
			monthly	3,026	3,177	3,336	3,503	3,679	3,863	4,056
			annual	36,310	38,128	40,036	42,040	44,144	46,353	48,673
ANIMAL CARE SPECIALIST	NON	34	hourly	20.08	21.09	22.14	23.25	24.41	25.63	26.92
			bi-weekly	1,606	1,687	1,771	1,860	1,953	2,051	2,153
			monthly	3,481	3,655	3,838	4,030	4,231	4,443	4,666
			annual	41,768	43,858	46,053	48,358	50,777	53,318	55,986

CITY OF ELK GROVE - SALARY SCHEDULE
NON REPRESENTED EMPLOYEES

REVISED: 10/13/2021

CLASSIFICATION	UNIT	GRADE		STEP 1	STEP 2	STEP 3	STEP 4	STEP 5	STEP 6	STEP 7
ANIMAL CARE SUPERVISOR-KENNEL	NON	63	hourly	26.83	28.17	29.58	31.06	32.62	34.25	35.96
			bi-weekly	2,146	2,254	2,367	2,485	2,609	2,740	2,877
			monthly	4,650	4,883	5,128	5,384	5,653	5,936	6,233
			annual	55,806	58,598	61,530	64,609	67,841	71,235	74,799
ANIMAL SERVICES MANAGER	NON	125	hourly	49.80	52.29	54.91	57.66	60.54	63.57	66.75
			bi-weekly	3,984	4,184	4,393	4,613	4,843	5,085	5,340
			monthly	8,633	9,064	9,518	9,994	10,494	11,019	11,570
			annual	103,591	108,772	114,213	119,926	125,924	132,222	138,835
ANIMAL SERVICES SUPERVISOR	NON	77	hourly	30.85	32.40	34.02	35.72	37.51	39.38	41.35
			bi-weekly	2,468	2,592	2,722	2,858	3,001	3,151	3,308
			monthly	5,348	5,616	5,897	6,192	6,501	6,827	7,168
			annual	64,177	67,388	70,760	74,300	78,017	81,919	86,017
ANIMAL SERVICES VOLUNTEER/EVENTS COORDINATOR	NON	63	hourly	26.83	28.17	29.58	31.06	32.62	34.25	35.96
			bi-weekly	2,146	2,254	2,367	2,485	2,609	2,740	2,877
			monthly	4,650	4,883	5,128	5,384	5,653	5,936	6,233
			annual	55,806	58,598	61,530	64,609	67,841	71,235	74,799
ASSISTANT CHIEF OF POLICE	NON	179	hourly	85.30	89.57	94.05	98.75	103.69	108.88	114.32
			bi-weekly	6,824	7,165	7,524	7,900	8,295	8,710	9,146
			monthly	14,786	15,525	16,302	17,117	17,973	18,872	19,815
			annual	177,429	186,302	195,619	205,402	215,674	226,460	237,785
ASSISTANT CITY ATTORNEY	NON	173	hourly	80.35	84.37	88.59	93.02	97.67	102.56	107.69
			bi-weekly	6,428	6,750	7,087	7,442	7,814	8,205	8,615
			monthly	13,928	14,624	15,356	16,124	16,930	17,777	18,666
			annual	167,134	175,493	184,270	193,485	203,161	213,322	223,990
ASSISTANT CITY CLERK	NON	102	hourly	39.60	41.58	43.66	45.84	48.13	50.54	53.07
			bi-weekly	3,168	3,326	3,493	3,667	3,851	4,043	4,246
			monthly	6,863	7,207	7,567	7,946	8,343	8,760	9,199
			annual	82,360	86,480	90,806	95,348	100,117	105,125	110,383
ASSISTANT CITY MANAGER	NON	180	hourly	86.16	90.47	94.99	99.74	104.73	109.96	115.46
			bi-weekly	6,893	7,237	7,599	7,979	8,378	8,797	9,237
			monthly	14,934	15,681	16,465	17,288	18,153	19,061	20,014
			annual	179,205	188,167	197,578	207,459	217,834	228,727	240,166

CITY OF ELK GROVE - SALARY SCHEDULE
NON REPRESENTED EMPLOYEES

REVISED: 10/13/2021

CLASSIFICATION	UNIT	GRADE		STEP 1	STEP 2	STEP 3	STEP 4	STEP 5	STEP 6	STEP 7
ASSISTANT DEVELOPMENT SERVICES DIRECTOR	NON	133	hourly	53.94	56.64	59.47	62.44	65.57	68.85	72.29
			bi-weekly	4,315	4,531	4,757	4,995	5,245	5,508	5,783
			monthly	9,349	9,817	10,308	10,823	11,365	11,933	12,530
			annual	112,191	117,802	123,694	129,881	136,377	143,198	150,360
ASSISTANT ENGINEER	NON	92	hourly	35.84	37.63	39.51	41.49	43.56	45.74	48.03
			bi-weekly	2,867	3,010	3,161	3,319	3,485	3,659	3,842
			monthly	6,212	6,522	6,849	7,191	7,551	7,929	8,325
			annual	74,540	78,269	82,185	86,296	90,613	95,145	99,905
ASSISTANT PLANNER	NON	77	hourly	30.85	32.40	34.02	35.72	37.51	39.38	41.35
			bi-weekly	2,468	2,592	2,722	2,858	3,001	3,151	3,308
			monthly	5,348	5,616	5,897	6,192	6,501	6,827	7,168
			annual	64,177	67,388	70,760	74,300	78,017	81,919	86,017
ASSOCIATE CIVIL ENGINEER	NON	107	hourly	41.62	43.70	45.89	48.18	50.59	53.12	55.78
			bi-weekly	3,330	3,496	3,671	3,855	4,048	4,250	4,463
			monthly	7,214	7,575	7,954	8,352	8,770	9,208	9,669
			annual	86,571	90,902	95,449	100,223	105,236	110,500	116,027
ASSOCIATE PLANNER	NON	92	hourly	35.84	37.63	39.51	41.49	43.56	45.74	48.03
			bi-weekly	2,867	3,010	3,161	3,319	3,485	3,659	3,842
			monthly	6,212	6,522	6,849	7,191	7,551	7,929	8,325
			annual	74,540	78,269	82,185	86,296	90,613	95,145	99,905
BUDGET MANAGER	NON	128	hourly	51.32	53.88	56.58	59.41	62.38	65.50	68.77
			bi-weekly	4,105	4,311	4,526	4,753	4,990	5,240	5,502
			monthly	8,895	9,340	9,807	10,297	10,812	11,353	11,921
			annual	106,736	112,075	117,680	123,566	129,747	136,236	143,050
CHIEF INFORMATION OFFICER	NON	159	hourly	69.89	73.39	77.06	80.91	84.96	89.21	93.67
			bi-weekly	5,591	5,871	6,165	6,473	6,797	7,137	7,493
			monthly	12,115	12,720	13,357	14,025	14,726	15,463	16,236
			annual	145,375	152,645	160,280	168,296	176,712	185,550	194,830
CHIEF OF POLICE	NON	184	hourly	89.66	94.14	98.85	103.79	108.98	114.43	120.16
			bi-weekly	7,173	7,531	7,908	8,304	8,719	9,155	9,613
			monthly	15,541	16,318	17,134	17,991	18,891	19,835	20,827
			annual	186,490	195,816	205,609	215,891	226,688	238,024	249,928

CITY OF ELK GROVE - SALARY SCHEDULE
NON REPRESENTED EMPLOYEES

REVISED: 10/13/2021

CLASSIFICATION	UNIT	GRADE		STEP 1	STEP 2	STEP 3	STEP 4	STEP 5	STEP 6	STEP 7
CODE ENFORCEMENT OFFICER I	NON	63	hourly	26.83	28.17	29.58	31.06	32.62	34.25	35.96
			bi-weekly	2,146	2,254	2,367	2,485	2,609	2,740	2,877
			monthly	4,650	4,883	5,128	5,384	5,653	5,936	6,233
			annual	55,806	58,598	61,530	64,609	67,841	71,235	74,799
CODE ENFORCEMENT OFFICER II	NON	73	hourly	29.65	31.13	32.69	34.32	36.04	37.84	39.74
			bi-weekly	2,372	2,490	2,615	2,746	2,883	3,027	3,179
			monthly	5,139	5,396	5,666	5,949	6,247	6,559	6,888
			annual	61,665	64,751	67,990	71,392	74,963	78,713	82,651
CODE ENFORCEMENT MANAGER	NON	117	hourly	45.99	48.29	50.70	53.24	55.90	58.70	61.63
			bi-weekly	3,679	3,863	4,056	4,259	4,472	4,696	4,930
			monthly	7,971	8,369	8,788	9,228	9,689	10,174	10,683
			annual	95,649	100,434	105,457	110,732	116,271	122,086	128,193
COMMUNICATIONS BUREAU MANAGER	NON	117	hourly	45.99	48.29	50.70	53.24	55.90	58.70	61.63
			bi-weekly	3,679	3,863	4,056	4,259	4,472	4,696	4,930
			monthly	7,971	8,369	8,788	9,228	9,689	10,174	10,683
			annual	95,649	100,434	105,457	110,732	116,271	122,086	128,193
COMMUNICATIONS INTELLIGENCE SPECIALIST	NON	76	hourly	30.55	32.08	33.68	35.37	37.14	38.99	40.94
			bi-weekly	2,444	2,566	2,694	2,829	2,971	3,119	3,276
			monthly	5,295	5,560	5,838	6,130	6,437	6,759	7,097
			annual	63,540	66,719	70,057	73,562	77,242	81,106	85,163
COMMUNITY CENTER ATTENDANT	NON	14	hourly	16.44	17.26	18.13	19.03	19.99	20.99	22.04
			bi-weekly	1,315	1,381	1,450	1,523	1,599	1,679	1,763
			monthly	2,850	2,992	3,142	3,299	3,464	3,638	3,820
			annual	34,194	35,906	37,703	39,591	41,572	43,653	45,837
COMMUNITY CENTER COORDINATOR	NON	87	hourly	34.09	35.80	37.59	39.47	41.44	43.52	45.69
			bi-weekly	2,727	2,864	3,007	3,158	3,316	3,481	3,656
			monthly	5,909	6,205	6,515	6,841	7,184	7,543	7,920
			annual	70,913	74,460	78,185	82,097	86,203	90,516	95,043
COMMUNITY EVENTS AND PROJECTS COORDINATOR	NON	87	hourly	34.09	35.80	37.59	39.47	41.44	43.52	45.69
			bi-weekly	2,727	2,864	3,007	3,158	3,316	3,481	3,656
			monthly	5,909	6,205	6,515	6,841	7,184	7,543	7,920
			annual	70,913	74,460	78,185	82,097	86,203	90,516	95,043

CITY OF ELK GROVE - SALARY SCHEDULE
NON REPRESENTED EMPLOYEES

REVISED: 10/13/2021

CLASSIFICATION	UNIT	GRADE		STEP 1	STEP 2	STEP 3	STEP 4	STEP 5	STEP 6	STEP 7
COMMUNITY EVENT CENTER MANAGER	NON	126	hourly	50.30	52.82	55.46	58.23	61.15	64.21	67.42
			bi-weekly	4,024	4,225	4,437	4,659	4,892	5,136	5,393
			monthly	8,719	9,155	9,613	10,094	10,599	11,129	11,686
			annual	104,629	109,862	115,357	121,127	127,186	133,547	140,226
COMMUNITY PARTNERSHIP & GOVERNMENT RELATIONS MANAGER	NON	129	hourly	51.83	54.42	57.14	60.00	63.00	66.15	69.46
			bi-weekly	4,146	4,354	4,572	4,800	5,040	5,292	5,557
			monthly	8,984	9,433	9,905	10,400	10,921	11,467	12,040
			annual	107,805	113,197	118,859	124,804	131,047	137,601	144,483
COMMUNITY SERVICES OFFICER	NON	56	hourly	25.02	26.27	27.58	28.96	30.41	31.94	33.53
			bi-weekly	2,001	2,102	2,207	2,317	2,433	2,555	2,683
			monthly	4,336	4,553	4,781	5,021	5,272	5,535	5,812
			annual	52,038	54,642	57,376	60,246	63,261	66,426	69,749
COMMUNITY SERVICES OFFICER-RECRUIT	NON	56	hourly	25.02	26.27	27.58				
			bi-weekly	2,001	2,102	2,207				
			monthly	4,336	4,553	4,781				
			annual	52,038	54,642	57,376				
CRIME ANALYST	NON	97	hourly	37.67	39.55	41.53	43.61	45.79	48.08	50.49
			bi-weekly	3,014	3,164	3,323	3,489	3,663	3,847	4,039
			monthly	6,529	6,856	7,199	7,559	7,937	8,334	8,751
			annual	78,353	82,272	86,388	90,709	95,247	100,011	105,014
CUSTOMER SERVICE SPECIALIST	NON	42	hourly	21.75	22.84	23.98	25.18	26.44	27.77	29.16
			bi-weekly	1,740	1,827	1,919	2,015	2,116	2,221	2,333
			monthly	3,770	3,959	4,157	4,365	4,584	4,813	5,054
			annual	45,245	47,509	49,887	52,383	55,004	57,756	60,646
CUSTOMER SERVICE SUPERVISOR	NON	64	hourly	27.10	28.45	29.88	31.37	32.94	34.59	36.32
			bi-weekly	2,168	2,276	2,390	2,510	2,635	2,767	2,906
			monthly	4,697	4,932	5,179	5,438	5,710	5,996	6,296
			annual	56,366	59,186	62,148	65,257	68,522	71,950	75,549
DEPUTY CITY ATTORNEY	NON	131	hourly	52.87	55.52	58.29	61.21	64.27	67.49	70.86
			bi-weekly	4,230	4,441	4,664	4,897	5,142	5,399	5,669
			monthly	9,165	9,623	10,104	10,610	11,140	11,698	12,283
			annual	109,976	115,477	121,253	127,317	133,685	140,372	147,392

CITY OF ELK GROVE - SALARY SCHEDULE
NON REPRESENTED EMPLOYEES

REVISED: 10/13/2021

CLASSIFICATION	UNIT	GRADE		STEP 1	STEP 2	STEP 3	STEP 4	STEP 5	STEP 6	STEP 7
DEPUTY CITY CLERK/RECORDS MANAGER	NON	77	hourly	30.85	32.40	34.02	35.72	37.51	39.38	41.35
			bi-weekly	2,468	2,592	2,722	2,858	3,001	3,151	3,308
			monthly	5,348	5,616	5,897	6,192	6,501	6,827	7,168
			annual	64,177	67,388	70,760	74,300	78,017	81,919	86,017
DEPUTY CITY MANAGER	NON	170	hourly	77.99	81.89	85.98	90.28	94.80	99.54	104.52
			bi-weekly	6,239	6,551	6,879	7,223	7,584	7,963	8,361
			monthly	13,518	14,194	14,904	15,649	16,432	17,253	18,116
			annual	162,213	170,326	178,844	187,788	197,180	207,041	217,395
DEPUTY PUBLIC WORKS DIRECTOR/CITY ENGINEER	NON	151	hourly	64.54	67.76	71.15	74.71	78.45	82.37	86.49
			bi-weekly	5,163	5,421	5,692	5,977	6,276	6,590	6,919
			monthly	11,186	11,746	12,333	12,950	13,598	14,278	14,992
			annual	134,236	140,950	147,999	155,401	163,173	171,334	179,902
DEVELOPMENT SERVICES DIRECTOR	NON	161	hourly	71.30	74.86	78.61	82.54	86.67	91.00	95.55
			bi-weekly	5,704	5,989	6,289	6,603	6,933	7,280	7,644
			monthly	12,358	12,976	13,625	14,307	15,022	15,774	16,563
			annual	148,301	155,718	163,506	171,683	180,269	189,285	198,751
DIRECTOR OF STRATEGIC PLANNING AND INNOVATION	NON	159	hourly	69.89	73.39	77.06	80.91	84.96	89.21	93.67
			bi-weekly	5,591	5,871	6,165	6,473	6,797	7,137	7,493
			monthly	12,115	12,720	13,357	14,025	14,726	15,463	16,236
			annual	145,375	152,645	160,280	168,296	176,712	185,550	194,830
DRAINAGE AND COLLECTION SUPERVISOR	NON	97	hourly	37.67	39.55	41.53	43.61	45.79	48.08	50.49
			bi-weekly	3,014	3,164	3,323	3,489	3,663	3,847	4,039
			monthly	6,529	6,856	7,199	7,559	7,937	8,334	8,751
			annual	78,353	82,272	86,388	90,709	95,247	100,011	105,014
ECONOMIC DEVELOPMENT DIRECTOR	NON	159	hourly	69.89	73.39	77.06	80.91	84.96	89.21	93.67
			bi-weekly	5,591	5,871	6,165	6,473	6,797	7,137	7,493
			monthly	12,115	12,720	13,357	14,025	14,726	15,463	16,236
			annual	145,375	152,645	160,280	168,296	176,712	185,550	194,830
ECONOMIC DEVELOPMENT PROGRAM MANAGER	NON	124	hourly	49.31	51.78	54.37	57.08	59.94	62.94	66.09
			bi-weekly	3,945	4,142	4,349	4,567	4,795	5,035	5,287
			monthly	8,547	8,974	9,423	9,895	10,390	10,909	11,455
			annual	102,563	107,693	113,080	118,736	124,675	130,911	137,458

CITY OF ELK GROVE - SALARY SCHEDULE
NON REPRESENTED EMPLOYEES

REVISED: 10/13/2021

CLASSIFICATION	UNIT	GRADE		STEP 1	STEP 2	STEP 3	STEP 4	STEP 5	STEP 6	STEP 7
ECONOMIC DEVELOPMENT SPECIALIST	NON	87	hourly	34.09	35.80	37.59	39.47	41.44	43.52	45.69
			bi-weekly	2,727	2,864	3,007	3,158	3,316	3,481	3,656
			monthly	5,909	6,205	6,515	6,841	7,184	7,543	7,920
			annual	70,913	74,460	78,185	82,097	86,203	90,516	95,043
ENGINEERING TECHNICIAN I	NON	63	hourly	26.83	28.17	29.58	31.06	32.62	34.25	35.96
			bi-weekly	2,146	2,254	2,367	2,485	2,609	2,740	2,877
			monthly	4,650	4,883	5,128	5,384	5,653	5,936	6,233
			annual	55,806	58,598	61,530	64,609	67,841	71,235	74,799
ENGINEERING TECHNICIAN II	NON	77	hourly	30.85	32.40	34.02	35.72	37.51	39.38	41.35
			bi-weekly	2,468	2,592	2,722	2,858	3,001	3,151	3,308
			monthly	5,348	5,616	5,897	6,192	6,501	6,827	7,168
			annual	64,177	67,388	70,760	74,300	78,017	81,919	86,017
ENVIRONMENTAL SPECIALIST	NON	92	hourly	35.84	37.63	39.51	41.49	43.56	45.74	48.03
			bi-weekly	2,867	3,010	3,161	3,319	3,485	3,659	3,842
			monthly	6,212	6,522	6,849	7,191	7,551	7,929	8,325
			annual	74,540	78,269	82,185	86,296	90,613	95,145	99,905
EXECUTIVE ADMINISTRATIVE ASSISTANT	NON	77	hourly	30.85	32.40	34.02	35.72	37.51	39.38	41.35
			bi-weekly	2,468	2,592	2,722	2,858	3,001	3,151	3,308
			monthly	5,348	5,616	5,897	6,192	6,501	6,827	7,168
			annual	64,177	67,388	70,760	74,300	78,017	81,919	86,017
FACILITIES & FLEET MANAGER	NON	122	hourly	48.34	50.75	53.29	55.96	58.76	61.70	64.78
			bi-weekly	3,867	4,060	4,263	4,477	4,701	4,936	5,182
			monthly	8,378	8,797	9,237	9,699	10,184	10,694	11,229
			annual	100,538	105,567	110,848	116,392	122,214	128,326	134,745
FACILITIES TECHNICIAN	NON	57	hourly	25.27	26.53	27.86	29.26	30.72	32.26	33.87
			bi-weekly	2,022	2,123	2,229	2,340	2,458	2,580	2,710
			monthly	4,380	4,599	4,829	5,071	5,325	5,591	5,871
			annual	52,560	55,190	57,952	60,851	63,896	67,093	70,449
FINANCE ANALYST I	NON	87	hourly	34.09	35.80	37.59	39.47	41.44	43.52	45.69
			bi-weekly	2,727	2,864	3,007	3,158	3,316	3,481	3,656
			monthly	5,909	6,205	6,515	6,841	7,184	7,543	7,920
			annual	70,913	74,460	78,185	82,097	86,203	90,516	95,043

CITY OF ELK GROVE - SALARY SCHEDULE
NON REPRESENTED EMPLOYEES

REVISED: 10/13/2021

CLASSIFICATION	UNIT	GRADE		STEP 1	STEP 2	STEP 3	STEP 4	STEP 5	STEP 6	STEP 7
FINANCE ANALYST II	NON	97	hourly	37.67	39.55	41.53	43.61	45.79	48.08	50.49
			bi-weekly	3,014	3,164	3,323	3,489	3,663	3,847	4,039
			monthly	6,529	6,856	7,199	7,559	7,937	8,334	8,751
			annual	78,353	82,272	86,388	90,709	95,247	100,011	105,014
FINANCE DIRECTOR	NON	165	hourly	74.20	77.91	81.80	85.90	90.19	94.70	99.44
			bi-weekly	5,936	6,233	6,544	6,872	7,215	7,576	7,955
			monthly	12,861	13,504	14,179	14,889	15,633	16,415	17,236
			annual	154,330	162,049	170,153	178,663	187,598	196,980	206,831
GIS ANALYST	NON	87	hourly	34.09	35.80	37.59	39.47	41.44	43.52	45.69
			bi-weekly	2,727	2,864	3,007	3,158	3,316	3,481	3,656
			monthly	5,909	6,205	6,515	6,841	7,184	7,543	7,920
			annual	70,913	74,460	78,185	82,097	86,203	90,516	95,043
GIS SYSTEM ADMINISTRATOR	NON	107	hourly	41.62	43.70	45.89	48.18	50.59	53.12	55.78
			bi-weekly	3,330	3,496	3,671	3,855	4,048	4,250	4,463
			monthly	7,214	7,575	7,954	8,352	8,770	9,208	9,669
			annual	86,571	90,902	95,449	100,223	105,236	110,500	116,027
GRAPHIC DESIGNER	NON	77	hourly	30.85	32.40	34.02	35.72	37.51	39.38	41.35
			bi-weekly	2,468	2,592	2,722	2,858	3,001	3,151	3,308
			monthly	5,348	5,616	5,897	6,192	6,501	6,827	7,168
			annual	64,177	67,388	70,760	74,300	78,017	81,919	86,017
GRAPHICS AND MULTIMEDIA PROGRAM MANAGER	NON	117	hourly	45.99	48.29	50.70	53.24	55.90	58.70	61.63
			bi-weekly	3,679	3,863	4,056	4,259	4,472	4,696	4,930
			monthly	7,971	8,369	8,788	9,228	9,689	10,174	10,683
			annual	95,649	100,434	105,457	110,732	116,271	122,086	128,193
HOUSING AND PUBLIC SERVICE PROGRAM MANAGER	NON	119	hourly	46.91	49.26	51.72	54.31	57.03	59.88	62.87
			bi-weekly	3,753	3,941	4,138	4,345	4,562	4,790	5,030
			monthly	8,131	8,538	8,965	9,414	9,884	10,379	10,898
			annual	97,576	102,456	107,581	112,962	118,612	124,545	130,774
HUMAN RESOURCES ANALYST	NON	97	hourly	37.67	39.55	41.53	43.61	45.79	48.08	50.49
			bi-weekly	3,014	3,164	3,323	3,489	3,663	3,847	4,039
			monthly	6,529	6,856	7,199	7,559	7,937	8,334	8,751
			annual	78,353	82,272	86,388	90,709	95,247	100,011	105,014

CITY OF ELK GROVE - SALARY SCHEDULE
NON REPRESENTED EMPLOYEES

REVISED: 10/13/2021

CLASSIFICATION	UNIT	GRADE		STEP 1	STEP 2	STEP 3	STEP 4	STEP 5	STEP 6	STEP 7
HUMAN RESOURCES DIRECTOR	NON	160	hourly	70.59	74.12	77.83	81.72	85.81	90.10	94.61
			bi-weekly	5,647	5,930	6,226	6,538	6,865	7,208	7,568
			monthly	12,236	12,848	13,490	14,165	14,873	15,617	16,398
			annual	146,830	154,174	161,885	169,981	178,482	187,408	196,780
HUMAN RESOURCES SPECIALIST	NON	63	hourly	26.83	28.17	29.58	31.06	32.62	34.25	35.96
			bi-weekly	2,146	2,254	2,367	2,485	2,609	2,740	2,877
			monthly	4,650	4,883	5,128	5,384	5,653	5,936	6,233
			annual	55,806	58,598	61,530	64,609	67,841	71,235	74,799
IT ADMINISTRATOR	NON	136	hourly	55.58	58.35	61.27	64.34	67.56	70.93	74.48
			bi-weekly	4,446	4,668	4,902	5,147	5,404	5,675	5,959
			monthly	9,633	10,115	10,621	11,152	11,710	12,295	12,910
			annual	115,596	121,378	127,449	133,823	140,517	147,544	154,924
IT ANALYST	NON	92	hourly	35.84	37.63	39.51	41.49	43.56	45.74	48.03
			bi-weekly	2,867	3,010	3,161	3,319	3,485	3,659	3,842
			monthly	6,212	6,522	6,849	7,191	7,551	7,929	8,325
			annual	74,540	78,269	82,185	86,296	90,613	95,145	99,905
IT TECHNICIAN	NON	70	hourly	28.77	30.21	31.72	33.31	34.98	36.73	38.56
			bi-weekly	2,302	2,417	2,538	2,665	2,798	2,938	3,085
			monthly	4,987	5,237	5,499	5,774	6,063	6,366	6,684
			annual	59,846	62,840	65,984	69,285	72,752	76,391	80,213
LANDSCAPE MAINTENANCE SUPERVISOR	NON	92	hourly	35.84	37.63	39.51	41.49	43.56	45.74	48.03
			bi-weekly	2,867	3,010	3,161	3,319	3,485	3,659	3,842
			monthly	6,212	6,522	6,849	7,191	7,551	7,929	8,325
			annual	74,540	78,269	82,185	86,296	90,613	95,145	99,905
LEGAL EXECUTIVE ADMINISTRATIVE ASSISTANT	NON	77	hourly	30.85	32.40	34.02	35.72	37.51	39.38	41.35
			bi-weekly	2,468	2,592	2,722	2,858	3,001	3,151	3,308
			monthly	5,348	5,616	5,897	6,192	6,501	6,827	7,168
			annual	64,177	67,388	70,760	74,300	78,017	81,919	86,017
MAINTENANCE SPECIALIST	NON	61	hourly	26.30	27.62	29.00	30.45	31.97	33.57	35.25
			bi-weekly	2,104	2,209	2,320	2,436	2,558	2,686	2,820
			monthly	4,559	4,787	5,026	5,278	5,542	5,819	6,110
			annual	54,702	57,440	60,313	63,331	66,500	69,827	73,320

CITY OF ELK GROVE - SALARY SCHEDULE
NON REPRESENTED EMPLOYEES

REVISED: 10/13/2021

CLASSIFICATION	UNIT	GRADE		STEP 1	STEP 2	STEP 3	STEP 4	STEP 5	STEP 6	STEP 7
MANAGEMENT & BUDGET ANALYST I	NON	97	hourly	37.67	39.55	41.53	43.61	45.79	48.08	50.49
			bi-weekly	3,014	3,164	3,323	3,489	3,663	3,847	4,039
			monthly	6,529	6,856	7,199	7,559	7,937	8,334	8,751
			annual	78,353	82,272	86,388	90,709	95,247	100,011	105,014
MANAGEMENT & BUDGET ANALYST II	NON	107	hourly	41.62	43.70	45.89	48.18	50.59	53.12	55.78
			bi-weekly	3,330	3,496	3,671	3,855	4,048	4,250	4,463
			monthly	7,214	7,575	7,954	8,352	8,770	9,208	9,669
			annual	86,571	90,902	95,449	100,223	105,236	110,500	116,027
MULTIMEDIA SPECIALIST	NON	87	hourly	34.09	35.80	37.59	39.47	41.44	43.52	45.69
			bi-weekly	2,727	2,864	3,007	3,158	3,316	3,481	3,656
			monthly	5,909	6,205	6,515	6,841	7,184	7,543	7,920
			annual	70,913	74,460	78,185	82,097	86,203	90,516	95,043
NETWORK ENGINEER	NON	110	hourly	42.88	45.03	47.28	49.65	52.13	54.74	57.48
			bi-weekly	3,431	3,602	3,783	3,972	4,170	4,379	4,598
			monthly	7,433	7,805	8,196	8,606	9,036	9,488	9,963
			annual	89,200	93,662	98,347	103,267	108,432	113,856	119,550
OPERATIONS SUPERVISOR	NON	119	hourly	46.91	49.26	51.72	54.31	57.03	59.88	62.87
			bi-weekly	3,753	3,941	4,138	4,345	4,562	4,790	5,030
			monthly	8,131	8,538	8,965	9,414	9,884	10,379	10,898
			annual	97,576	102,456	107,581	112,962	118,612	124,545	130,774
PARALEGAL	NON	77	hourly	30.85	32.40	34.02	35.72	37.51	39.38	41.35
			bi-weekly	2,468	2,592	2,722	2,858	3,001	3,151	3,308
			monthly	5,348	5,616	5,897	6,192	6,501	6,827	7,168
			annual	64,177	67,388	70,760	74,300	78,017	81,919	86,017
PAYROLL TECHNICIAN	NON	63	hourly	26.83	28.17	29.58	31.06	32.62	34.25	35.96
			bi-weekly	2,146	2,254	2,367	2,485	2,609	2,740	2,877
			monthly	4,650	4,883	5,128	5,384	5,653	5,936	6,233
			annual	55,806	58,598	61,530	64,609	67,841	71,235	74,799
PERMIT PROCESSING COORDINATOR	NON	87	hourly	34.09	35.80	37.59	39.47	41.44	43.52	45.69
			bi-weekly	2,727	2,864	3,007	3,158	3,316	3,481	3,656
			monthly	5,909	6,205	6,515	6,841	7,184	7,543	7,920
			annual	70,913	74,460	78,185	82,097	86,203	90,516	95,043

CITY OF ELK GROVE - SALARY SCHEDULE
NON REPRESENTED EMPLOYEES

REVISED: 10/13/2021

CLASSIFICATION	UNIT	GRADE		STEP 1	STEP 2	STEP 3	STEP 4	STEP 5	STEP 6	STEP 7
PLANNING MANAGER	NON	128	hourly	51.32	53.88	56.58	59.41	62.38	65.50	68.77
			bi-weekly	4,105	4,311	4,526	4,753	4,990	5,240	5,502
			monthly	8,895	9,340	9,807	10,297	10,812	11,353	11,921
			annual	106,736	112,075	117,680	123,566	129,747	136,236	143,050
POLICE ADMINISTRATIVE MANAGER	NON	122	hourly	48.34	50.75	53.29	55.96	58.76	61.70	64.78
			bi-weekly	3,867	4,060	4,263	4,477	4,701	4,936	5,182
			monthly	8,378	8,797	9,237	9,699	10,184	10,694	11,229
			annual	100,538	105,567	110,848	116,392	122,214	128,326	134,745
POLICE EQUIPMENT/SUPPLY TECH	NON	48	hourly	23.10	24.25	25.47	26.74	28.08	29.48	30.96
			bi-weekly	1,848	1,940	2,037	2,139	2,246	2,359	2,477
			monthly	4,003	4,204	4,414	4,635	4,867	5,110	5,366
			annual	48,041	50,445	52,969	55,619	58,402	61,324	64,393
POLICE RECORDS MANAGER	NON	102	hourly	39.60	41.58	43.66	45.84	48.13	50.54	53.07
			bi-weekly	3,168	3,326	3,493	3,667	3,851	4,043	4,246
			monthly	6,863	7,207	7,567	7,946	8,343	8,760	9,199
			annual	82,360	86,480	90,806	95,348	100,117	105,125	110,383
POLICE RECORDS SUPERVISOR	NON	70	hourly	28.77	30.21	31.72	33.31	34.98	36.73	38.56
			bi-weekly	2,302	2,417	2,538	2,665	2,798	2,938	3,085
			monthly	4,987	5,237	5,499	5,774	6,063	6,366	6,684
			annual	59,846	62,840	65,984	69,285	72,752	76,391	80,213
POLICE RECORDS TECHNICIAN I	NON	41	hourly	21.54	22.61	23.75	24.93	26.18	27.49	28.87
			bi-weekly	1,723	1,809	1,900	1,995	2,095	2,199	2,309
			monthly	3,733	3,920	4,116	4,322	4,538	4,765	5,004
			annual	44,795	47,037	49,391	51,862	54,457	57,182	60,043
POLICE RECORDS TECHNICIAN II	NON	56	hourly	25.02	26.27	27.58	28.96	30.41	31.94	33.53
			bi-weekly	2,001	2,102	2,207	2,317	2,433	2,555	2,683
			monthly	4,336	4,553	4,781	5,021	5,272	5,535	5,812
			annual	52,038	54,642	57,376	60,246	63,261	66,426	69,749
POLICE SERVICES ANALYST	NON	87	hourly	34.09	35.80	37.59	39.47	41.44	43.52	45.69
			bi-weekly	2,727	2,864	3,007	3,158	3,316	3,481	3,656
			monthly	5,909	6,205	6,515	6,841	7,184	7,543	7,920
			annual	70,913	74,460	78,185	82,097	86,203	90,516	95,043

CITY OF ELK GROVE - SALARY SCHEDULE
NON REPRESENTED EMPLOYEES

REVISED: 10/13/2021

CLASSIFICATION	UNIT	GRADE		STEP 1	STEP 2	STEP 3	STEP 4	STEP 5	STEP 6	STEP 7
POLICE VOLUNTEER COORDINATOR	NON	63	hourly	26.83	28.17	29.58	31.06	32.62	34.25	35.96
			bi-weekly	2,146	2,254	2,367	2,485	2,609	2,740	2,877
			monthly	4,650	4,883	5,128	5,384	5,653	5,936	6,233
			annual	55,806	58,598	61,530	64,609	67,841	71,235	74,799
PROPERTY AND EVIDENCE MANAGER	NON	102	hourly	39.60	41.58	43.66	45.84	48.13	50.54	53.07
			bi-weekly	3,168	3,326	3,493	3,667	3,851	4,043	4,246
			monthly	6,863	7,207	7,567	7,946	8,343	8,760	9,199
			annual	82,360	86,480	90,806	95,348	100,117	105,125	110,383
PROPERTY AND EVIDENCE TECHNICIAN I	NON	56	hourly	25.02	26.27	27.58	28.96	30.41	31.94	33.53
			bi-weekly	2,001	2,102	2,207	2,317	2,433	2,555	2,683
			monthly	4,336	4,553	4,781	5,021	5,272	5,535	5,812
			annual	52,038	54,642	57,376	60,246	63,261	66,426	69,749
PROPERTY AND EVIDENCE TECHNICIAN II	NON	70	hourly	28.77	30.21	31.72	33.31	34.98	36.73	38.56
			bi-weekly	2,302	2,417	2,538	2,665	2,798	2,938	3,085
			monthly	4,987	5,237	5,499	5,774	6,063	6,366	6,684
			annual	59,846	62,840	65,984	69,285	72,752	76,391	80,213
PUBLIC AFFAIRS MANAGER	NON	126	hourly	50.30	52.82	55.46	58.23	61.15	64.21	67.42
			bi-weekly	4,024	4,225	4,437	4,659	4,892	5,136	5,393
			monthly	8,719	9,155	9,613	10,094	10,599	11,129	11,686
			annual	104,629	109,862	115,357	121,127	127,186	133,547	140,226
PUBLIC WORKS DIRECTOR/CITY ENGINEER	NON	169	hourly	77.21	81.08	85.13	89.39	93.86	98.55	103.48
			bi-weekly	6,177	6,486	6,810	7,151	7,509	7,884	8,278
			monthly	13,384	14,053	14,756	15,494	16,269	17,082	17,937
			annual	160,605	168,637	177,071	185,927	195,225	204,988	215,240
PUBLIC WORKS DIVISION MANAGER-ENGINEERING	NON	134	hourly	54.48	57.20	60.06	63.07	66.22	69.53	73.01
			bi-weekly	4,358	4,576	4,805	5,045	5,298	5,563	5,841
			monthly	9,443	9,915	10,411	10,932	11,479	12,053	12,655
			annual	113,315	118,982	124,933	131,182	137,743	144,632	151,866
PUBLIC WORKS DIVISION MANAGER-OPERATIONS	NON	129	hourly	51.83	54.42	57.14	60.00	63.00	66.15	69.46
			bi-weekly	4,146	4,354	4,572	4,800	5,040	5,292	5,557
			monthly	8,984	9,433	9,905	10,400	10,921	11,467	12,040
			annual	107,805	113,197	118,859	124,804	131,047	137,601	144,483

CITY OF ELK GROVE - SALARY SCHEDULE
NON REPRESENTED EMPLOYEES

REVISED: 10/13/2021

CLASSIFICATION	UNIT	GRADE		STEP 1	STEP 2	STEP 3	STEP 4	STEP 5	STEP 6	STEP 7
PUBLIC WORKS INSPECTOR I	NON	77	hourly	30.85	32.40	34.02	35.72	37.51	39.38	41.35
			bi-weekly	2,468	2,592	2,722	2,858	3,001	3,151	3,308
			monthly	5,348	5,616	5,897	6,192	6,501	6,827	7,168
			annual	64,177	67,388	70,760	74,300	78,017	81,919	86,017
PUBLIC WORKS INSPECTOR II	NON	83	hourly	32.76	34.40	36.12	37.93	39.82	41.81	43.91
			bi-weekly	2,621	2,752	2,889	3,034	3,186	3,345	3,512
			monthly	5,678	5,962	6,261	6,574	6,903	7,248	7,610
			annual	68,138	71,547	75,126	78,884	82,831	86,974	91,325
PURCHASING AGENT	NON	63	hourly	26.83	28.17	29.58	31.06	32.62	34.25	35.96
			bi-weekly	2,146	2,254	2,367	2,485	2,609	2,740	2,877
			monthly	4,650	4,883	5,128	5,384	5,653	5,936	6,233
			annual	55,806	58,598	61,530	64,609	67,841	71,235	74,799
PURCHASING AND CONTRACTS MANAGER	NON	126	hourly	50.30	52.82	55.46	58.23	61.15	64.21	67.42
			bi-weekly	4,024	4,225	4,437	4,659	4,892	5,136	5,393
			monthly	8,719	9,155	9,613	10,094	10,599	11,129	11,686
			annual	104,629	109,862	115,357	121,127	127,186	133,547	140,226
REAL TIME INFORMATION CENTER SUPERVISOR	NON	102	hourly	39.60	41.58	43.66	45.84	48.13	50.54	53.07
			bi-weekly	3,168	3,326	3,493	3,667	3,851	4,043	4,246
			monthly	6,863	7,207	7,567	7,946	8,343	8,760	9,199
			annual	82,360	86,480	90,806	95,348	100,117	105,125	110,383
RECEPTIONIST	NON	24	hourly	18.17	19.08	20.03	21.04	22.09	23.19	24.36
			bi-weekly	1,454	1,526	1,603	1,683	1,767	1,856	1,948
			monthly	3,149	3,307	3,473	3,646	3,829	4,020	4,222
			annual	37,793	39,684	41,671	43,756	45,946	48,245	50,659
RECYCLING COORDINATOR I	NON	82	hourly	32.43	34.06	35.76	37.55	39.43	41.40	43.47
			bi-weekly	2,595	2,724	2,861	3,004	3,154	3,312	3,478
			monthly	5,622	5,903	6,198	6,508	6,834	7,176	7,535
			annual	67,461	70,836	74,380	78,101	82,008	86,111	90,418
RECYCLING COORDINATOR II	NON	92	hourly	35.84	37.63	39.51	41.49	43.56	45.74	48.03
			bi-weekly	2,867	3,010	3,161	3,319	3,485	3,659	3,842
			monthly	6,212	6,522	6,849	7,191	7,551	7,929	8,325
			annual	74,540	78,269	82,185	86,296	90,613	95,145	99,905

CITY OF ELK GROVE - SALARY SCHEDULE
NON REPRESENTED EMPLOYEES

REVISED: 10/13/2021

CLASSIFICATION	UNIT	GRADE		STEP 1	STEP 2	STEP 3	STEP 4	STEP 5	STEP 6	STEP 7
REGISTERED VETERINARY TECHNICIAN	NON	56	hourly	25.02	26.27	27.58	28.96	30.41	31.94	33.53
			bi-weekly	2,001	2,102	2,207	2,317	2,433	2,555	2,683
			monthly	4,336	4,553	4,781	5,021	5,272	5,535	5,812
			annual	52,038	54,642	57,376	60,246	63,261	66,426	69,749
REVENUE MANAGER	NON	117	hourly	45.99	48.29	50.70	53.24	55.90	58.70	61.63
			bi-weekly	3,679	3,863	4,056	4,259	4,472	4,696	4,930
			monthly	7,971	8,369	8,788	9,228	9,689	10,174	10,683
			annual	95,649	100,434	105,457	110,732	116,271	122,086	128,193
RISK ANALYST	NON	97	hourly	37.67	39.55	41.53	43.61	45.79	48.08	50.49
			bi-weekly	3,014	3,164	3,323	3,489	3,663	3,847	4,039
			monthly	6,529	6,856	7,199	7,559	7,937	8,334	8,751
			annual	78,353	82,272	86,388	90,709	95,247	100,011	105,014
SECURITY OFFICER	NON	56	hourly	25.02	26.27	27.58	28.96	30.41	31.94	33.53
			bi-weekly	2,001	2,102	2,207	2,317	2,433	2,555	2,682.66
			monthly	4,336	4,553	4,781	5,021	5,272	5,535	5,812.429
			annual	52,038	54,642	57,376	60,246	63,261	66,426	69,749
SECURITY OFFICER (Y-RATED)	NON	56	hourly	36.37						
			bi-weekly	2,909						
			monthly	6,304						
			annual	75,643						
SR. ACCOUNTANT	NON	96	hourly	37.30	39.16	41.12	43.18	45.34	47.61	49.99
			bi-weekly	2,984	3,133	3,290	3,454	3,627	3,808	3,999
			monthly	6,465	6,788	7,128	7,484	7,858	8,252	8,664
			annual	77,575	81,456	85,530	89,809	94,301	99,018	103,971
SR. ACCOUNTING TECHNICIAN	NON	66	hourly	27.65	29.03	30.48	32.01	33.61	35.29	37.05
			bi-weekly	2,212	2,322	2,439	2,561	2,689	2,823	2,964
			monthly	4,792	5,032	5,283	5,548	5,825	6,117	6,423
			annual	57,503	60,380	63,401	66,573	69,904	73,401	77,073
SR. ADMINISTRATIVE ANALYST	NON	107	hourly	41.62	43.70	45.89	48.18	50.59	53.12	55.78
			bi-weekly	3,330	3,496	3,671	3,855	4,048	4,250	4,463
			monthly	7,214	7,575	7,954	8,352	8,770	9,208	9,669
			annual	86,571	90,902	95,449	100,223	105,236	110,500	116,027

CITY OF ELK GROVE - SALARY SCHEDULE
NON REPRESENTED EMPLOYEES

REVISED: 10/13/2021

CLASSIFICATION	UNIT	GRADE		STEP 1	STEP 2	STEP 3	STEP 4	STEP 5	STEP 6	STEP 7
SR. ADMINISTRATIVE ASSISTANT	NON	63	hourly	26.83	28.17	29.58	31.06	32.62	34.25	35.96
			bi-weekly	2,146	2,254	2,367	2,485	2,609	2,740	2,877
			monthly	4,650	4,883	5,128	5,384	5,653	5,936	6,233
			annual	55,806	58,598	61,530	64,609	67,841	71,235	74,799
SR. ANIMAL CARE SPECIALIST	NON	48	hourly	23.10	24.25	25.47	26.74	28.08	29.48	30.96
			bi-weekly	1,848	1,940	2,037	2,139	2,246	2,359	2,477
			monthly	4,003	4,204	4,414	4,635	4,867	5,110	5,366
			annual	48,041	50,445	52,969	55,619	58,402	61,324	64,393
SR. CIVIL ENGINEER	NON	122	hourly	48.34	50.75	53.29	55.96	58.76	61.70	64.78
			bi-weekly	3,867	4,060	4,263	4,477	4,701	4,936	5,182
			monthly	8,378	8,797	9,237	9,699	10,184	10,694	11,229
			annual	100,538	105,567	110,848	116,392	122,214	128,326	134,745
SR. CODE ENFORCEMENT OFFICER	NON	83	hourly	32.76	34.40	36.12	37.93	39.82	41.81	43.91
			bi-weekly	2,621	2,752	2,889	3,034	3,186	3,345	3,512
			monthly	5,678	5,962	6,261	6,574	6,903	7,248	7,610
			annual	68,138	71,547	75,126	78,884	82,831	86,974	91,325
SR. CUSTOMER SERVICE SPECIALIST	NON	56	hourly	25.02	26.27	27.58	28.96	30.41	31.94	33.53
			bi-weekly	2,001	2,102	2,207	2,317	2,433	2,555	2,683
			monthly	4,336	4,553	4,781	5,021	5,272	5,535	5,812
			annual	52,038	54,642	57,376	60,246	63,261	66,426	69,749
SR. DEPUTY CITY ATTORNEY	NON	145	hourly	60.79	63.83	67.02	70.38	73.90	77.59	81.47
			bi-weekly	4,863	5,106	5,362	5,630	5,912	6,207	6,518
			monthly	10,537	11,064	11,617	12,198	12,809	13,449	14,122
			annual	126,445	132,769	139,409	146,382	153,703	161,390	169,461
SR. ENGINEERING TECHNICIAN	NON	82	hourly	32.43	34.06	35.76	37.55	39.43	41.40	43.47
			bi-weekly	2,595	2,724	2,861	3,004	3,154	3,312	3,478
			monthly	5,622	5,903	6,198	6,508	6,834	7,176	7,535
			annual	67,461	70,836	74,380	78,101	82,008	86,111	90,418
SR. FACILITIES TECHNICIAN	NON	71	hourly	29.06	30.51	32.04	33.64	35.33	37.10	38.95
			bi-weekly	2,325	2,441	2,563	2,692	2,826	2,968	3,116
			monthly	5,037	5,289	5,554	5,832	6,123	6,430	6,751
			annual	60,446	63,471	66,646	69,981	73,482	77,158	81,018

CITY OF ELK GROVE - SALARY SCHEDULE
NON REPRESENTED EMPLOYEES

REVISED: 10/13/2021

CLASSIFICATION	UNIT	GRADE		STEP 1	STEP 2	STEP 3	STEP 4	STEP 5	STEP 6	STEP 7
SR. GIS ANALYST	NON	97	hourly	37.67	39.55	41.53	43.61	45.79	48.08	50.49
			bi-weekly	3,014	3,164	3,323	3,489	3,663	3,847	4,039
			monthly	6,529	6,856	7,199	7,559	7,937	8,334	8,751
			annual	78,353	82,272	86,388	90,709	95,247	100,011	105,014
SR. HUMAN RESOURCES SPECIALIST	NON	87	hourly	34.09	35.80	37.59	39.47	41.44	43.52	45.69
			bi-weekly	2,727	2,864	3,007	3,158	3,316	3,481	3,656
			monthly	5,909	6,205	6,515	6,841	7,184	7,543	7,920
			annual	70,913	74,460	78,185	82,097	86,203	90,516	95,043
SR. IT ANALYST	NON	106	hourly	41.21	43.27	45.43	47.71	50.09	52.60	55.23
			bi-weekly	3,297	3,462	3,635	3,816	4,007	4,208	4,418
			monthly	7,143	7,500	7,875	8,269	8,683	9,117	9,573
			annual	85,712	89,999	94,501	99,228	104,192	109,404	114,876
SR. MANAGEMENT AND BUDGET ANALYST	NON	119	hourly	46.91	49.26	51.72	54.31	57.03	59.88	62.87
			bi-weekly	3,753	3,941	4,138	4,345	4,562	4,790	5,030
			monthly	8,131	8,538	8,965	9,414	9,884	10,379	10,898
			annual	97,576	102,456	107,581	112,962	118,612	124,545	130,774
SR. PAYROLL TECHNICIAN	NON	77	hourly	30.85	32.40	34.02	35.72	37.51	39.38	41.35
			bi-weekly	2,468	2,592	2,722	2,858	3,001	3,151	3,308
			monthly	5,348	5,616	5,897	6,192	6,501	6,827	7,168
			annual	64,177	67,388	70,760	74,300	78,017	81,919	86,017
SR. PLANNER	NON	107	hourly	41.62	43.70	45.89	48.18	50.59	53.12	55.78
			bi-weekly	3,330	3,496	3,671	3,855	4,048	4,250	4,463
			monthly	7,214	7,575	7,954	8,352	8,770	9,208	9,669
			annual	86,571	90,902	95,449	100,223	105,236	110,500	116,027
STRATEGIC PLANNING & INNOVATION PROGRAM MANAGER	NON	119	hourly	46.91	49.26	51.72	54.31	57.03	59.88	62.87
			bi-weekly	3,753	3,941	4,138	4,345	4,562	4,790	5,030
			monthly	8,131	8,538	8,965	9,414	9,884	10,379	10,898
			annual	97,576	102,456	107,581	112,962	118,612	124,545	130,774
STREET MAINTENANCE SUPERVISOR	NON	97	hourly	37.67	39.55	41.53	43.61	45.79	48.08	50.49
			bi-weekly	3,014	3,164	3,323	3,489	3,663	3,847	4,039
			monthly	6,529	6,856	7,199	7,559	7,937	8,334	8,751
			annual	78,353	82,272	86,388	90,709	95,247	100,011	105,014

CITY OF ELK GROVE - SALARY SCHEDULE
NON REPRESENTED EMPLOYEES

REVISED: 10/13/2021

CLASSIFICATION	UNIT	GRADE		STEP 1	STEP 2	STEP 3	STEP 4	STEP 5	STEP 6	STEP 7
TRAFFIC CONTROL AND STREET LIGHTING SUPERVISOR	NON	97	hourly	37.67	39.55	41.53	43.61	45.79	48.08	50.49
			bi-weekly	3,014	3,164	3,323	3,489	3,663	3,847	4,039
			monthly	6,529	6,856	7,199	7,559	7,937	8,334	8,751
			annual	78,353	82,272	86,388	90,709	95,247	100,011	105,014
TRAFFIC ENGINEER	NON	125	hourly	49.80	52.29	54.91	57.66	60.54	63.57	66.75
			bi-weekly	3,984	4,184	4,393	4,613	4,843	5,085	5,340
			monthly	8,633	9,064	9,518	9,994	10,494	11,019	11,570
			annual	103,591	108,772	114,213	119,926	125,924	132,222	138,835
TRAFFIC MANAGEMENT CENTER SUPERVISOR	NON	119	hourly	46.91	49.26	51.72	54.31	57.03	59.88	62.87
			bi-weekly	3,753	3,941	4,138	4,345	4,562	4,790	5,030
			monthly	8,131	8,538	8,965	9,414	9,884	10,379	10,898
			annual	97,576	102,456	107,581	112,962	118,612	124,545	130,774
UTILITIES LOCATOR	NON	70	hourly	28.77	30.21	31.72	33.31	34.98	36.73	38.56
			bi-weekly	2,302	2,417	2,538	2,665	2,798	2,938	3,085
			monthly	4,987	5,237	5,499	5,774	6,063	6,366	6,684
			annual	59,846	62,840	65,984	69,285	72,752	76,391	80,213
VETERINARIAN	NON	117	hourly	45.99	48.29	50.70	53.24	55.90	58.70	61.63
			bi-weekly	3,679	3,863	4,056	4,259	4,472	4,696	4,930
			monthly	7,971	8,369	8,788	9,228	9,689	10,174	10,683
			annual	95,649	100,434	105,457	110,732	116,271	122,086	128,193
VETERINARY ASSISTANT	NON	34	hourly	20.08	21.09	22.14	23.25	24.41	25.63	26.92
			bi-weekly	1,606	1,687	1,771	1,860	1,953	2,051	2,153
			monthly	3,481	3,655	3,838	4,030	4,231	4,443	4,666
			annual	41,768	43,858	46,053	48,358	50,777	53,318	55,986
WASTE AND RECYCLING MANAGER	NON	129	hourly	51.83	54.42	57.14	60.00	63.00	66.15	69.46
			bi-weekly	4,146	4,354	4,572	4,800	5,040	5,292	5,557
			monthly	8,984	9,433	9,905	10,400	10,921	11,467	12,040
			annual	107,805	113,197	118,859	124,804	131,047	137,601	144,483

CERTIFICATION
ELK GROVE CITY COUNCIL RESOLUTION NO. 2021-288

STATE OF CALIFORNIA)
COUNTY OF SACRAMENTO) ss
CITY OF ELK GROVE)

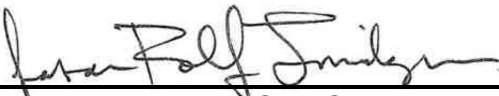
I, Jason Lindgren, City Clerk of the City of Elk Grove, California, do hereby certify that the foregoing resolution was duly introduced, approved, and adopted by the City Council of the City of Elk Grove at a regular meeting of said Council held on October 13, 2021 by the following vote:

AYES: **COUNCILMEMBERS:** *Singh-Allen, Nguyen, Hume, Spease, Suen*

NOES: **COUNCILMEMBERS:** *None*

ABSTAIN: **COUNCILMEMBERS:** *None*

ABSENT: **COUNCILMEMBERS:** *None*



Jason Lindgren, City Clerk
City of Elk Grove, California